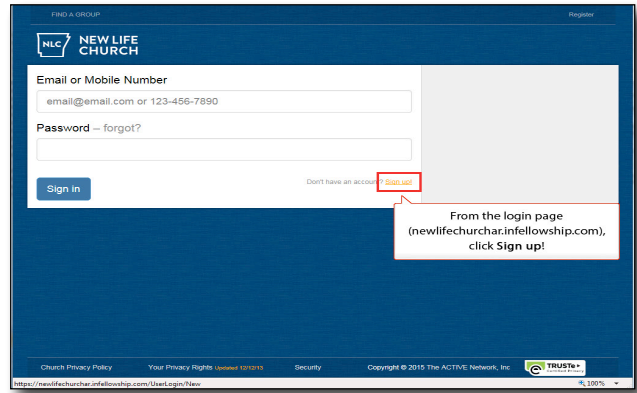


## Create an Account



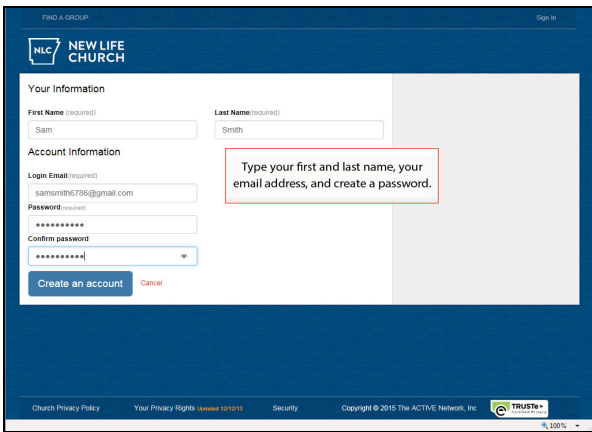
Slide 1

Text Captions: Fellowship One Demo  
How to Create an Account



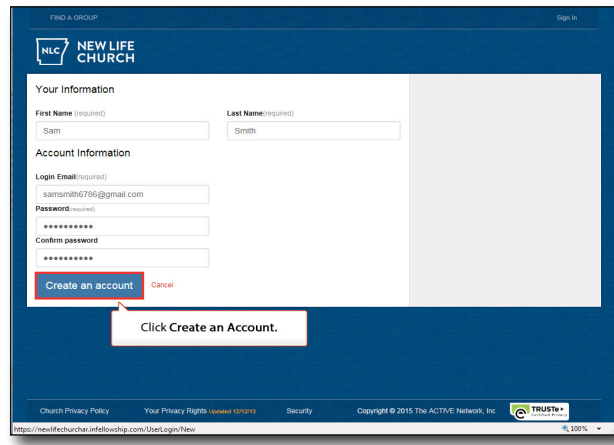
Slide 2

Text Captions: From the login page  
(newlifechurchar.infellowship.com), click Sign up!



Slide 3

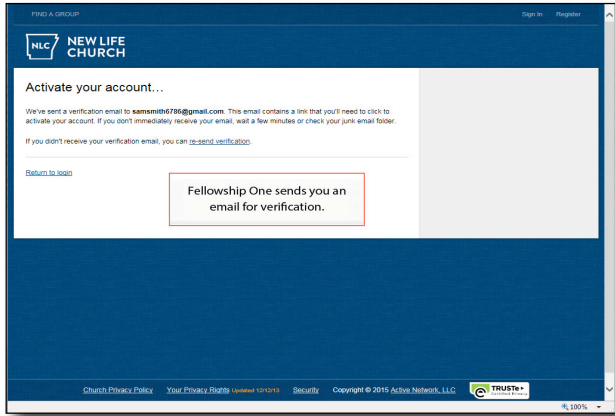
Text Captions: Type your first and last name, your email  
address, and create a password.



Slide 4

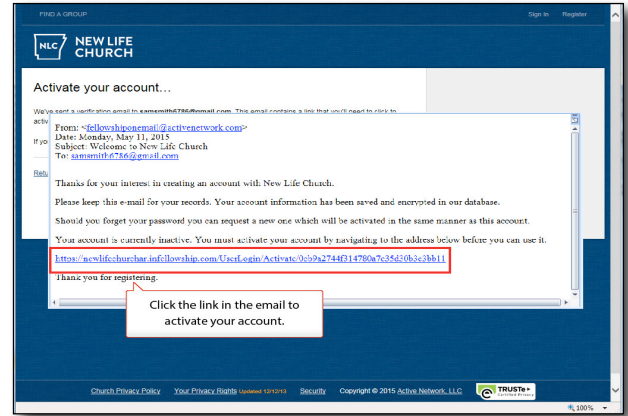
Text Captions: Click Create an Account.

## Create an Account



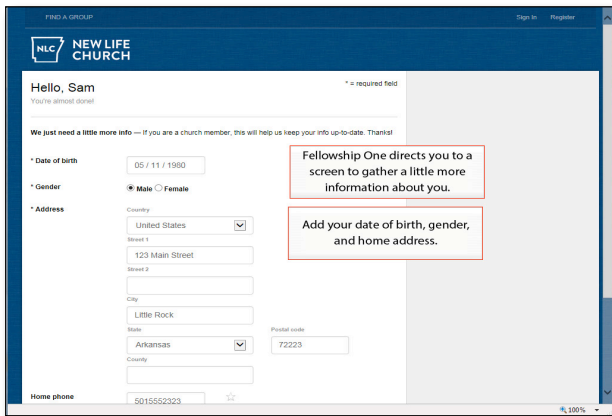
Slide 5

Text Captions: Fellowship One sends you an email for verification.



Slide 6

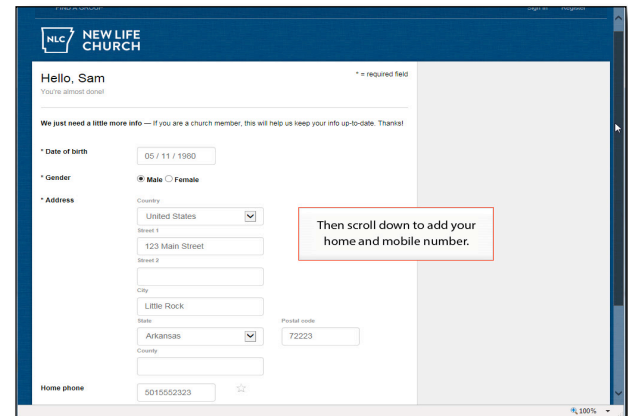
Text Captions: Click the link in the email to activate your account.



Slide 7

Text Captions: Fellowship One directs you to a screen to gather a little more information about you.

Add your date of birth, gender, and home address.



Slide 8

Text Captions: Then scroll down to add your home and mobile number.

## Create an Account

This screenshot shows a registration form for New Life Church. The form includes fields for Date of Birth (05/11/1990), Gender (Male selected), Address (Country: United States, Street 1: 123 Main Street, Street 2, City: Little Rock, State: Arkansas, Country), Home phone (5015552323), and Mobile phone (5015552424). A star icon is next to the mobile phone field. A 'Save and create account' button is at the bottom. Two callout boxes provide instructions: one pointing to the star icon says 'You can even select which number you prefer by clicking the star.' and another pointing to the 'Save and create account' button says 'When you are finished editing your information, click Save and create account.'

Slide 9

Text Captions: You can even select which number you prefer by clicking the star.

When you are finished editing your information, click Save and create account.

This screenshot shows the login screen for New Life Church. At the top, a message says 'Your account has been successfully activated.' Below this are fields for 'Email or Mobile Number' (samsmith6786@gmail.com) and 'Password' (masked with dots). A 'Sign in' button is present. A callout box says 'Fellowship One takes you back to the login screen. Type your email address and password to login.'

Slide 10

Text Captions: Fellowship One takes you back to the login screen. Type your email address and password to login.

This screenshot shows the user dashboard for Sam. It features a navigation menu with options: Update Profile, Privacy Settings, Your Groups, Find A Group, and Your Giving. A callout box says 'Congrats! Now you can manage your account!'

Slide 11

Text Captions: Congrats! Now you can manage your account!